



LS004 - Over and Under Mound - Excluding Surfacing



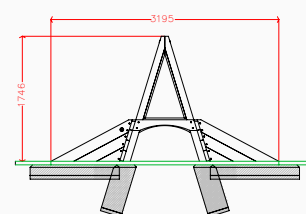
Product Features

- Laminated & tanalised redwood timber.
- Zinc plated fixings.
- 15 year timber guarantee.
- 5mm clear shatter-proof polycarbonate viewing window.
- Surrounding surfacing can be incorporated into sloping section
- Solid non-load bearing deck set at under 600mm in height

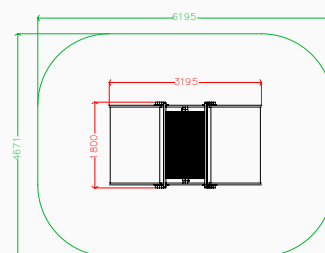
Product Information

Intended Age Range	Under 5	5 - 7	7 - 11	11 - 16	Over 16
Free Fall Height	●	●	●	●	●
Minimum Surfacing Area (if applicable)	n/a				
Minimum Space Required (length x width)	6195mm x 4671mm				
Dimension of Largest Part (length x width)	2700mm x 95mm				
Mass of Heaviest Part (Kg)	11.47				
Wheelchair Accessible	No				
Spare Part Availability	2-4 Weeks				
Minimum persons required for assembly	3				


Side elevation



Plan elevation



Shown with Artificial Grass surfacing (not included)



Crawl-through tunnel

