

## WILD031 - Mountains and Mines - Excluding Surfacing



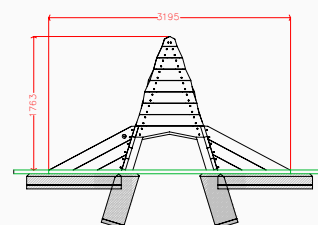
### Product Features

- Laminated & tanalised redwood timber
- Zinc plated fixings
- Natural aesthetic
- Crawl-through "Mine"
- Surrounding surfacing can be incorporated
- into sloping section
- Solid non load-bearing deck set at under 600mm in height

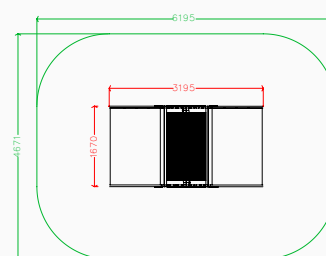
### Product Information

Intended Age Range	Under 5	5 - 7	7 - 11	11 - 16	Over 16
Free Fall Height	●	●	●	●	●
Minimum Surfacing Area (if applicable)	n/a				
Minimum Space Required (length x width)	6195mm x 4671mm				
Dimension of Largest Part (length x width)	2700mm x 95mm				
Mass of Heaviest Part (kg)	11.47				
Wheelchair Accessible	No				
Spare Part Availability	2-4 Weeks				
Minimum persons required for assembly	3				

Side elevation





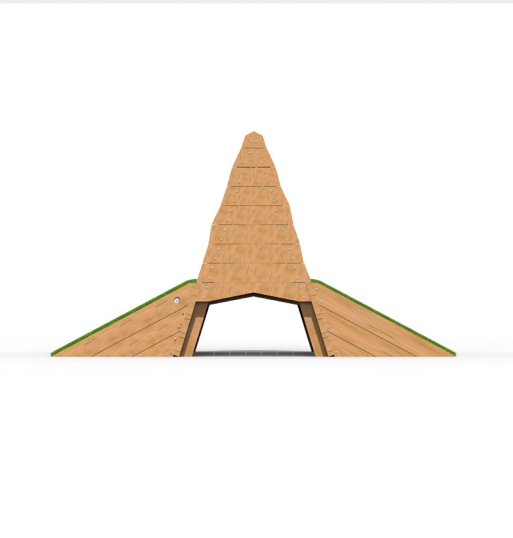
Plan elevation



Hand-profiled boards for a unique aesthetic

Shown with Artificial Grass surfacing (not included)

Crawl-through "Mine"





## Certificate of Conformity

Issue date: 23rd August 2017

### ESP Scotland Ltd

Eastham Place

Burnley

Lancashire

BB11 3DA



### Products covered:

WILD 031 Mountains & Mines

### Free Height of Fall

<60cm

The product detailed has been assessed as conforming to the main dimensional requirements of BS EN 1176:2008 based on technical drawings provided by the manufacturer

### Reference Standards

BS EN 1176:2008 Part 1

Assessed by: Keith Dalton

### The Play Inspection Company

Unit 5, Glenmore Business Park

Blackhill Road

Holton Heath

Poole

Dorset

BH16 6NL



the safest hands around playgrounds