

TRT126 - Twisty Challenge



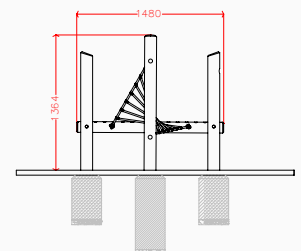
Product Features

- Laminated redwood timber.
- Zinc plated fixings.
- Steel-cored ropes.
- Great for developing strength and coordination.

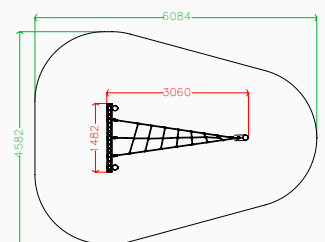
Product Information

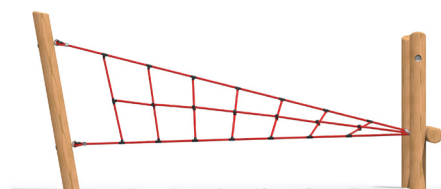


Intended Age Range	Under 5	5 - 7	7 - 11	11 - 16	Over 16
Free Fall Height	●	●	●	●	●
Minimum Surfacing Area (if applicable)	18.35m ²				
Minimum Space Required (length x width)	6084mm x 4282mm				
Dimension of Largest Part (length x width)	2195mm x 120mm				
Mass of Heaviest Part (kg)	12.52				
Wheelchair Accessible	No				
Spare Part Availability	2-4 Weeks				
Minimum persons required for assembly	2				

Side elevation



Plan elevation





ESP, Eastham Place, Burnley, Lancashire BB11 3DA
Tel: (01282) 43 44 45 Email: info@espplay.co.uk