






TRT098 - Balance Beam - Advanced



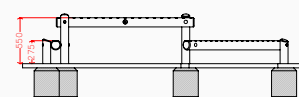
Product Features

- Laminated & tanalised redwood timber.
- Zinc plated fixings.
- Great for encouraging balance and coordination.

Product Information

| | Under 5 | 5 - 7 | 7 - 11 | 11 - 16 | Over 16 |
|--|---|---|---|---|---|
| Intended Age Range |  |  |  |  |  |
| Free Fall Height | n/a | | | | |
| Minimum Surfacing Area (if applicable) | n/a | | | | |
| Minimum Space Required (length x width) | 6900mm x 4133mm | | | | |
| Dimension of Largest Part (length x width) | 1650mm x 120mm | | | | |
| Mass of Heaviest Part (kg) | 8.75 | | | | |
| Wheelchair Accessible | No | | | | |
| Spare Part Availability | 2-4 Weeks | | | | |
| Minimum persons required for assembly | 1 | | | | |

Side elevation



Plan elevation

