






## TRT097 - Balance Beam - Intermediate

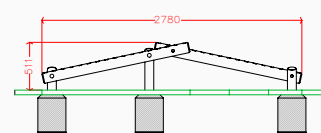
### Product Features

- Laminated & tanalised redwood timber.
- Zinc plated fixings.
- Great for encouraging balance and coordination.

### Product Information

	Under 5	5 - 7	7 - 11	11 - 16	Over 16
Intended Age Range					
Free Fall Height	n/a				
Minimum Surfacing Area (if applicable)	n/a				
Minimum Space Required (length x width)	5780mm x 3120mm				
Dimension of Largest Part (length x width)	1600mm x 120mm				
Mass of Heaviest Part (kg)	8.69				
Wheelchair Accessible	No				
Spare Part Availability	2-4 Weeks				
Minimum persons required for assembly	1				

Side elevation



Plan elevation

