








## QF088 - Shelter (Small)



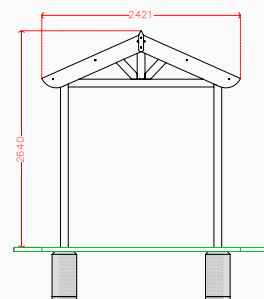
### Product Features

- Laminated and tanalised redwood timber.
- Zinc plated fixings.
- Options for planters, seating and decking available.
- Mineral felt covered roof.

### Product Information

	Under 5	5 - 7	7 - 11	11 - 16	Over 16
Intended Age Range					
Free Fall Height	n/a				
Minimum Surfacing Area (if applicable)	n/a				
Minimum Space Required (length x width)	n/a				
Dimension of Largest Part (length x width)	2440mm x 1220mm				
Mass of Heaviest Part (kg)	33.70				
Wheelchair Accessible	Yes				
Spare Part Availability	2-4 Weeks				
Minimum persons required for assembly	2				

Side elevation



Plan elevation

