






## MISC103 - Magnetic Water Wall



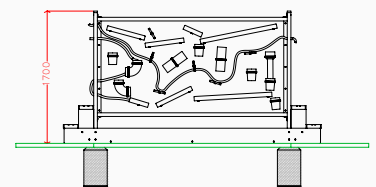
### Product Features

- Tanalised redwood timber.
- Zinc plated fixings.
- Double sided.
- 430 Grade stainless steel panels.
- Huge amount of potential for interactive play.
- Storage tray for loose components.
- Gutters, pipes, chutes and rings included.

### Product Information

Intended Age Range	Under 5	5 - 7	7 - 11	11 - 16	Over 16
Free Fall Height					
Minimum Surfacing Area (if applicable)	n/a				
Minimum Space Required (length x width)	n/a				
Dimension of Largest Part (length x width)	2440mm x 1220mm				
Mass of Heaviest Part (kg)	36.44				
Wheelchair Accessible	Yes				
Spare Part Availability	2-4 Weeks				
Minimum persons required for assembly	2				

Side elevation



Plan elevation

