






MISC012 - Dry Wipe Board - Wall Mounted



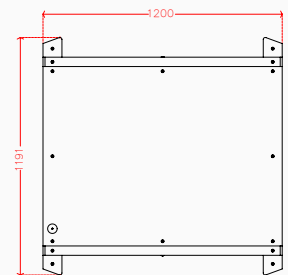
Product Features

- Tanalised redwood timber.
- Zinc plated fixings.
- All-weather blackboard.
- Also available post mounted.

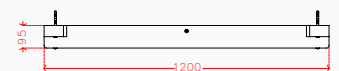
Product Information

	Under 5	5 - 7	7 - 11	11 - 16	Over 16
Intended Age Range					
Free Fall Height	n/a				
Minimum Surfacing Area (if applicable)	n/a				
Minimum Space Required (length x width)	n/a				
Dimension of Largest Part (length x width)	1200mm x 95mm				
Mass of Heaviest Part (kg)	2.65				
Wheelchair Accessible	Yes				
Spare Part Availability	2-4 Weeks				
Minimum persons required for assembly	1				

Side elevation



Plan elevation



Shelf for chalk storage

